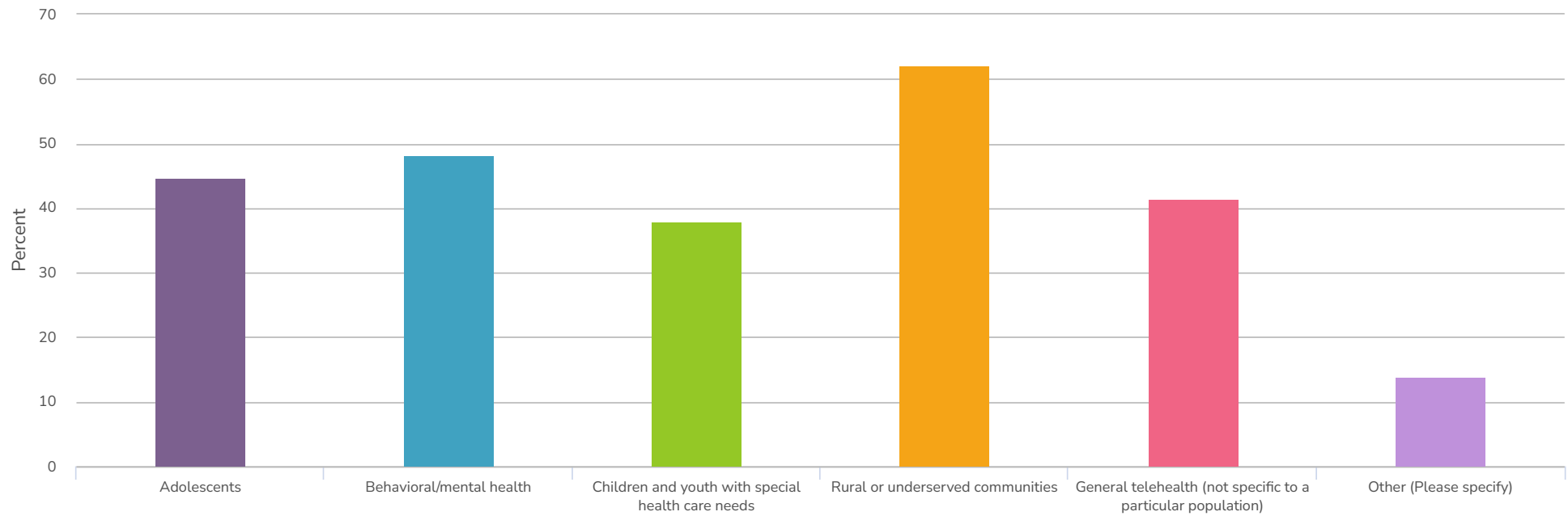


Report for Chapter Grant Needs Assessment- New Mexico

Response Counts

Completion Rate:	76.9%	
Complete		30
Partial		9
		Totals: 39

1. Which population(s) are you most interested in receiving more telehealth information about? Select all that apply.



Value	Percent	Responses
Adolescents	44.8%	13
Behavioral/mental health	48.3%	14

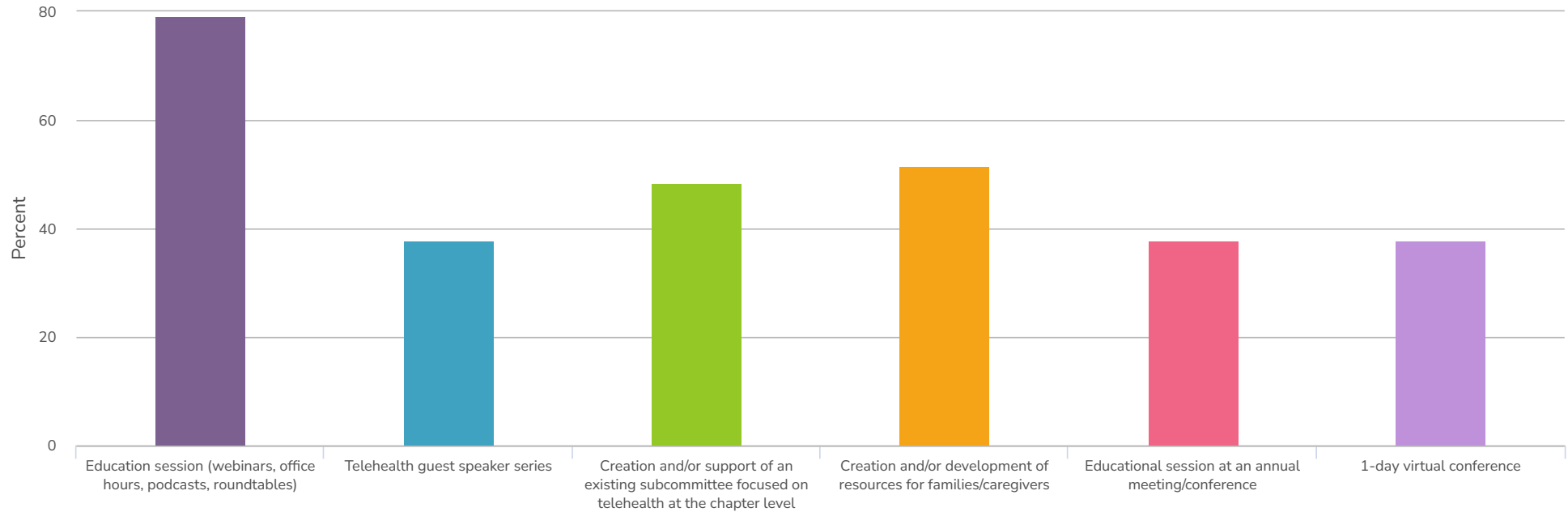
Value	Percent	Responses
Children and youth with special health care needs	37.9%	11
Rural or underserved communities	62.1%	18
General telehealth (not specific to a particular population)	41.4%	12
<u>Other (Please specify)_(click to view)</u>	13.8%	4

2. Please rate your interest in the following topic areas.

	Not Interested	Somewh
1. Telehealth 101.		
Count	5	12
Row %	17.2%	41.4%
2. Overcoming barriers to use of telehealth.		
Count	3	12
Row %	10.3%	41.4%
3. Telehealth workflows, training, and documentation.		
Count	3	13
Row %	10.3%	44.8%
4. Telehealth billing and payment.		
Count	4	11
Row %	13.8%	37.9%
5. Maintaining confidentiality in the telehealth setting.		
Count	2	14
Row %	6.9%	48.3%
6. Conducting successful telehealth visits with younger patients.		
Count	0	10
Row %	0.0%	34.5%
7. Conducting successful telehealth visits with adolescents.		
Count	3	8
Row %	10.7%	28.6%

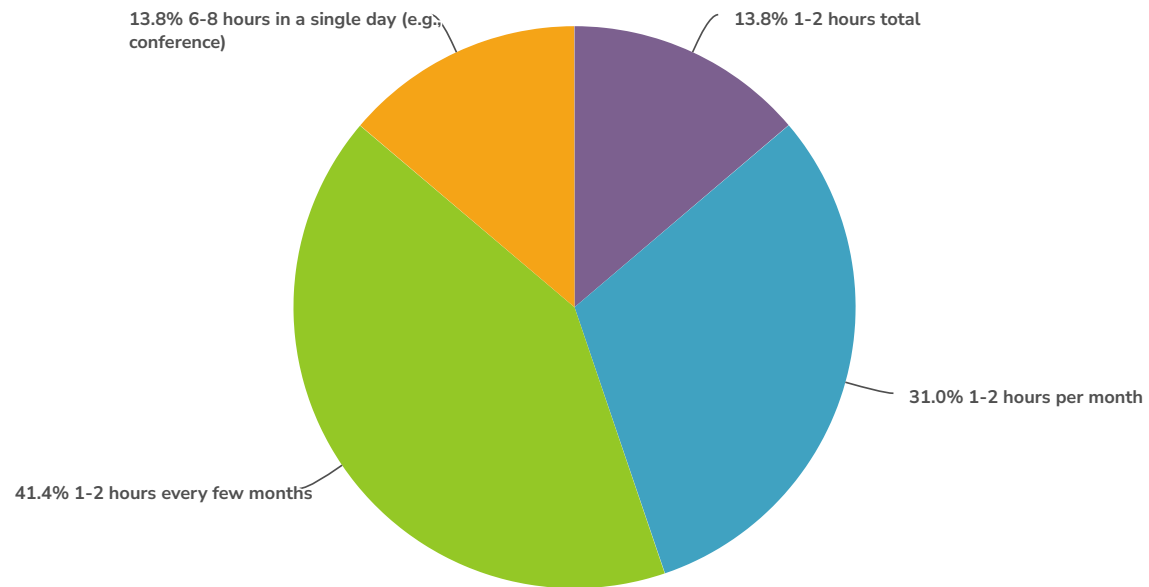
	Not Interested	Somewh
8. Using telehealth to coordinate care for children with medical complexity.		
Count	0	11
Row %	0.0%	37.9%
9. Strategies for Utilizing Telehealth to Care for Youth Experiencing Homelessness, in the Juvenile Justice System, and Across the Education System.		
Count	9	12
Row %	31.0%	41.4%
10. Identify and managing mental health concerns in a telehealth setting.		
Count	6	6
Row %	20.7%	20.7%
11. Facilitating equitable access to telehealth for families/caregivers and children/youth		
Count	2	11
Row %	6.9%	37.9%
12. Strategies for family engagement and providing family-centered telehealth care		
Count	3	14
Row %	10.3%	48.3%
13. Additional information/support in creating culturally safe care for minority populations via telehealth		
Count	4	10
Row %	13.8%	34.5%
Consultations with pediatric specialists, for rural communities esp.		
Count	0	0
Row %	0.0%	0.0%
Obtaining pre-visit testing and vital signs		
Count	0	0
Row %	0.0%	0.0%
Quality physical exam data via telehealth.		
Count	0	0
Row %	0.0%	0.0%
Seeing Pres and UNM rise to level of PCH and CO Childrens in deployment of telegraphy services		
Count	0	0
Row %	0.0%	0.0%
Totals		
Total Responses		

3. What format(s) are you most interested in receiving telehealth information from? Select all that apply.



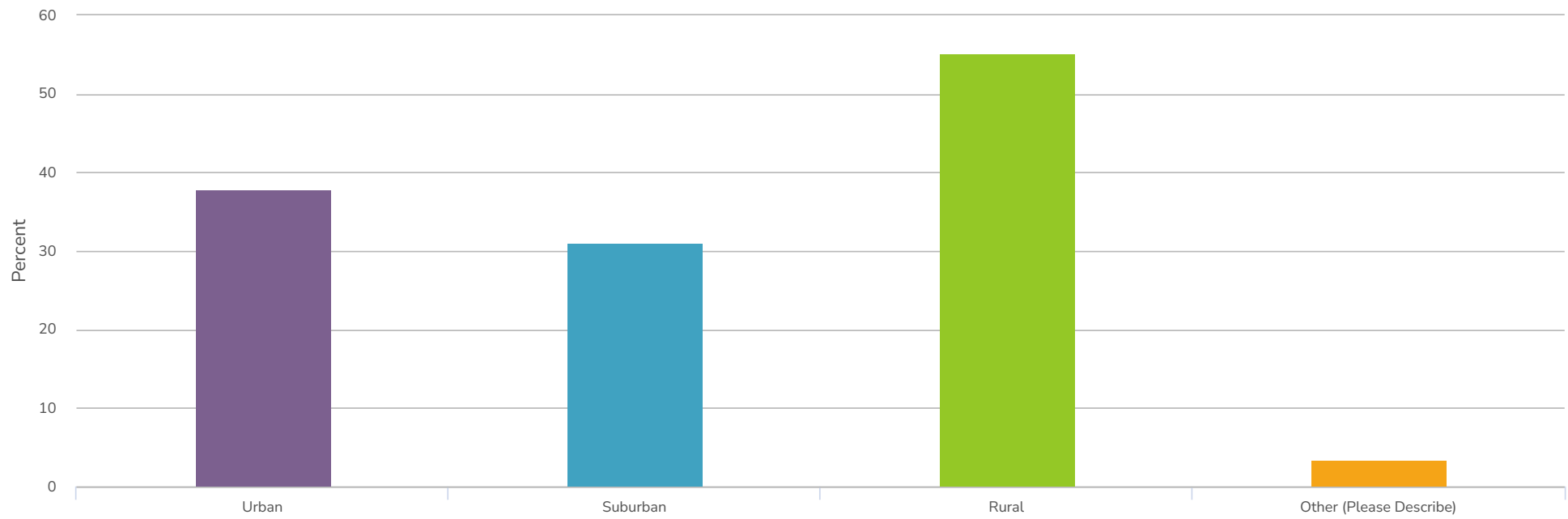
Value	Percent	Responses
Education session (webinars, office hours, podcasts, roundtables)	79.3%	23
Telehealth guest speaker series	37.9%	11
Creation and/or support of an existing subcommittee focused on telehealth at the chapter level	48.3%	14
Creation and/or development of resources for families/caregivers	51.7%	15
Educational session at an annual meeting/conference	37.9%	11
1-day virtual conference	37.9%	11

4. If training were offered on telehealth, approximately how much time would you be willing to invest in participating in the training? Select the best answer.



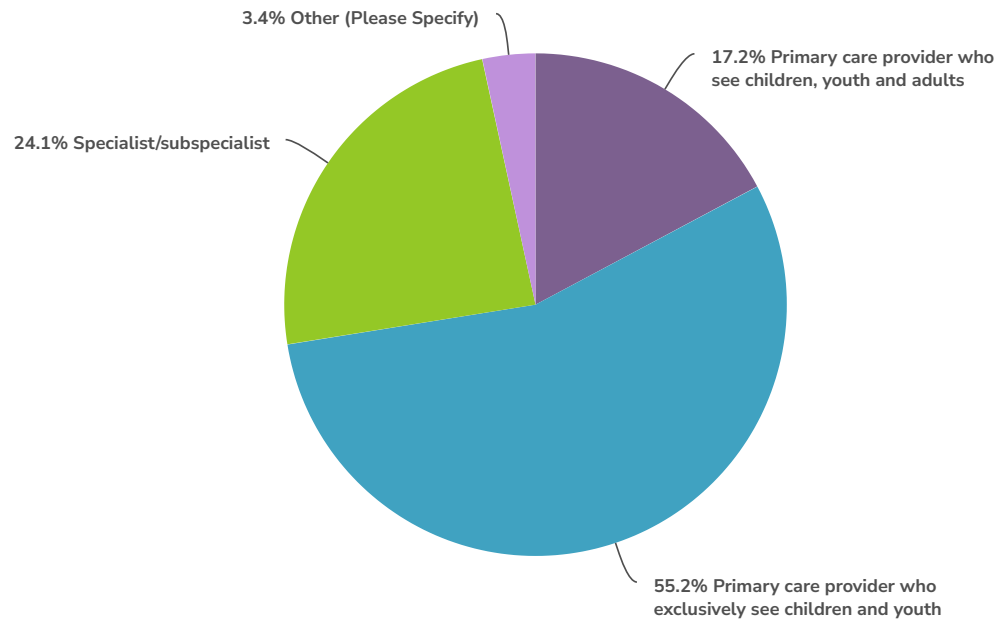
Value	Percent	Responses
1-2 hours total	13.8%	4
1-2 hours per month	31.0%	9
1-2 hours every few months	41.4%	12
6-8 hours in a single day (e.g., conference)	13.8%	4
		Totals: 29

5. How would you characterize the majority of your patient population? Select all that apply.



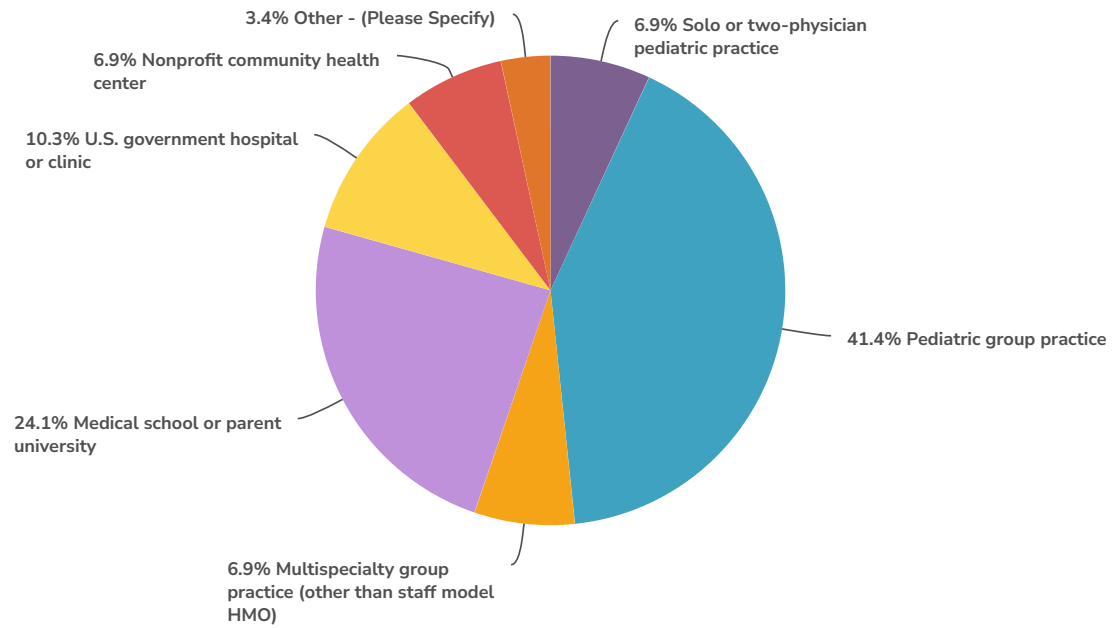
Value	Percent	Responses
Urban	37.9%	11
Suburban	31.0%	9
Rural	55.2%	16
Other (Please Describe) (click to view)	3.4%	1

6. Which of the following best describes your professional position? Select the best answer.



Value	Percent	Responses
Primary care provider who see children, youth and adults	17.2%	5
Primary care provider who exclusively see children and youth	55.2%	16
Specialist/subspecialist	24.1%	7
Other (Please Specify) (click to view)	3.4%	1
		Totals: 29

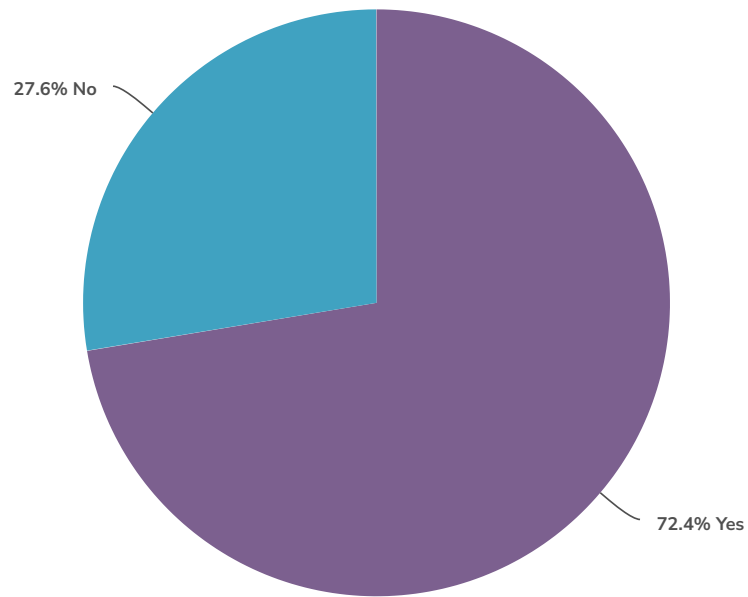
7. Which of the following best describes your primary practice setting? Select the best answer.



Value	Percent	Responses
Solo or two-physician pediatric practice	6.9%	2
Pediatric group practice	41.4%	12
Multispecialty group practice (other than staff model HMO)	6.9%	2
Medical school or parent university	24.1%	7
U.S. government hospital or clinic	10.3%	3
Nonprofit community health center	6.9%	2
Other - (Please Specify) (click to view)	3.4%	1

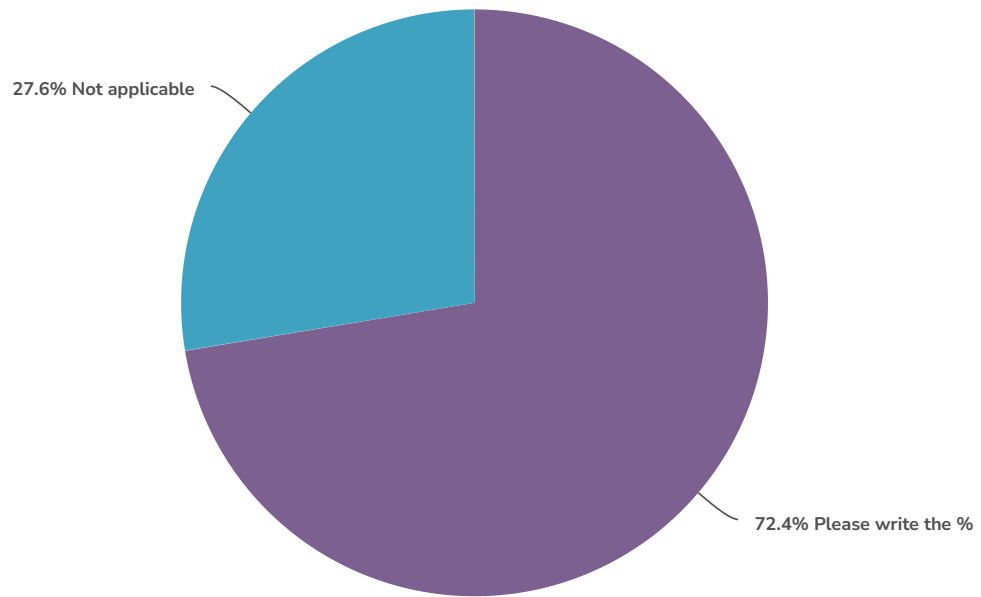
Totals: 29

8. Are you currently utilizing telehealth? Or do you have experience providing care via telehealth?



Value	Percent	Responses
Yes	72.4%	21
No	27.6%	8
		Totals: 29

9. What percentage of the visits done at your practice are conducted using telehealth?



Value	Percent	Responses
Please write the % (click to view)	72.4%	21
Not applicable	27.6%	8
		Totals: 29